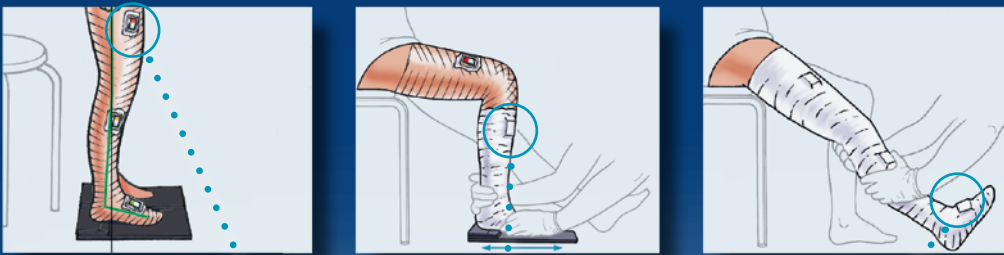
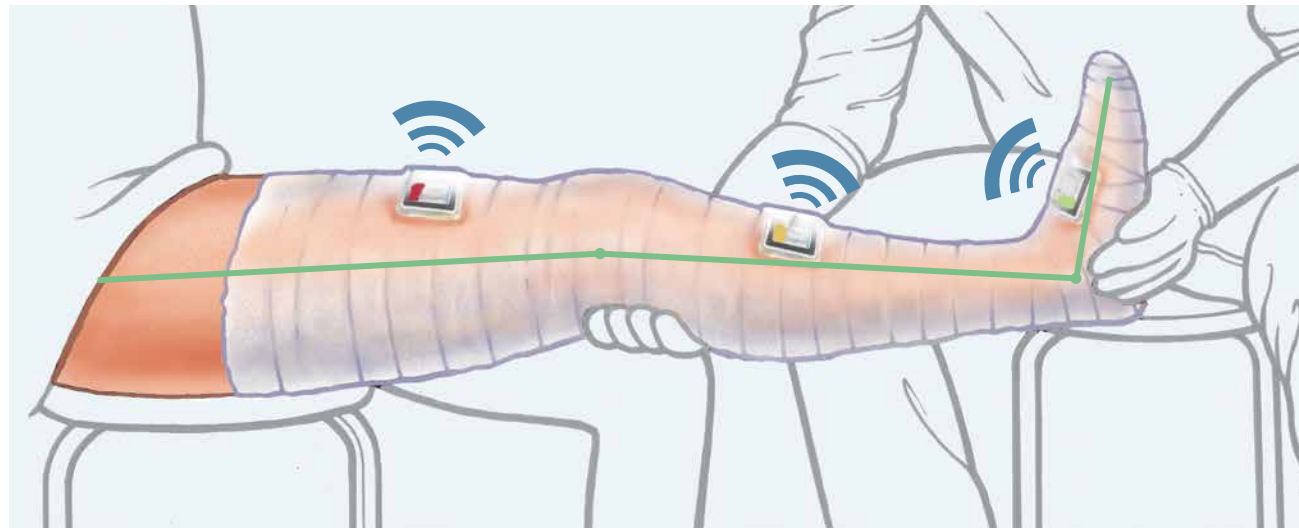


The New Precision in the Casting Technique



Rely on Our New Product: Casting Technique with the e-Cast



e-Cast: Operator device



e-Cast: Sensors

Intuitive menu navigation



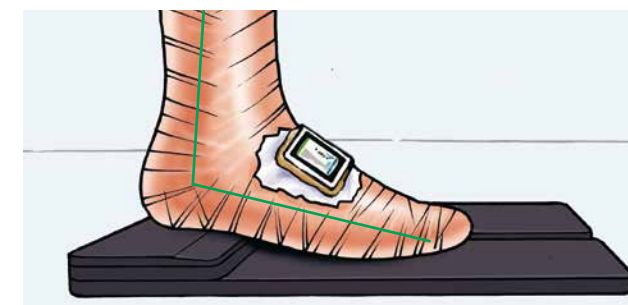
Simple monitoring, easy handling

The e-Cast consists of an operator device and three sensors which interact wirelessly. First, the sensors are attached to the patient's foot, lower leg and thigh. Then, the positions of the joint angles are defined correctly (see figure above) and saved in the e-Cast. Once they are fixed, they are always accessible - for flexible monitoring. This makes it easy to immediately recognise and correct incorrect joint positions while putting the ankle joint (regarding dorsiflexion and plantar flexion as well as pro- and supination) and the knee joint (regarding flexion and extension as well as genu varum and genu valgum) in a cast. No matter if KO, AFO or KAFO: The digital measurement of the correct position of the joint angles ensures extremely precise results. Even after taking off the negative cast, minor inaccuracies can still be evened out. In short: With the e-Cast you achieve an effective increase in the quality of the negative cast from which you and your patients benefit considerably.

Excellent Functioning of the Orthosis: The Correct Joint Angle is Decisive



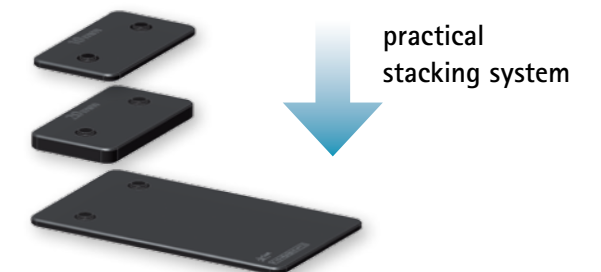
Physiological position



Compensation of the heel height with the h-Cast

e-Cast: The digital angle control system

In a physiological position (figure on the left), the joint angles are in the correct position. While casting, it is important to keep this position because the quality of the negative cast depends on it. This quality is decisive because: The negative cast is the elementary basis for the fitting and functionality of the orthosis. With a biomechanically correct negative cast, later changes of the negative cast as well as a possible new production of the orthosis are avoided right from the beginning.



h-Cast heel height/leg length compensation tool

To compensate the heel height or a possible leg length discrepancy, the patient has to stand on a tool especially developed for this purpose, the h-Cast, where you bring the patient in a physiological position.

Clear Advantages for You and Your Patient:

- Avoidance of potential mistakes while casting
- Cost and time saving due to the unnecessary of long corrections
- Basis for perfectly fitting orthoses – at the first attempt, without timeconsuming follow-up work
- Relaxed casting thanks to reliable monitoring
- More competence through the use of highly modern technology

Your plus: Profitable working and satisfied patients!

The e-Cast and h-Cast of FIOR & GENTZ

e-Cast



Fig. 1: e-Cast case

e-Cast Digital Angle Control System				
Article number	Scope of delivery	Description	Unit	
WE3400	1 x fig. 1	e-Cast digital angle control system	Set	
ET3400-WE	Without fig.	e-Cast sensor set	Set	

i In order to treat various patients at the same time, we recommend to order additional sensor sets.

h-Cast



Fig. 2: h-Cast

h-Cast Heel Height/Leg Length Compensation Tool				
Article number	Scope of delivery	Description	Unit	
WE3200	1 x fig. 2	h-Cast heel height/leg length compensation tool	Set	

For more information about the correspondent article numbers see our product catalogue System Joints and Articulated System Side Bars.